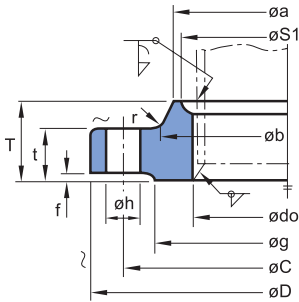
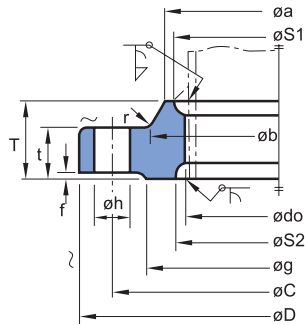


JIS B2220 FLANGE STANDARD 20K

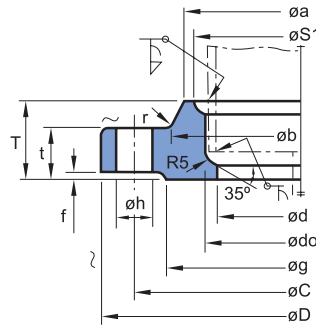
TYPE A
NOMINAL SIZE 10 - 50mm



TYPE B
NOMINAL SIZE 10 - 50mm



TYPE C
NOMINAL SIZE 65 - 600mm



*The surface finish (~) is in the case of die forging.

Unit : mm

Nominal Pipe Size	Outside Diam. of Flanges D	Sectional Dimensions of Flange													Reference					
		Bolt Circle Dia. C	Dia. of Raised Face g	Inside Dia. of Steel Pipe	Outside Dia. of Steel pipe	t	T	Dia. of Hub		Radius r	f	d	Number of Bolt Holes	Holes Dia. h	Nominal Bolt Size	S1	m	S2	n	l
								a	b											
10	90	65	46	17.8	17.3	14	20	30	32	4	1	-	4	15	M12	27	4	27	4	-
15	95	70	51	22.2	21.7	14	20	34	36	4	1	-	4	15	M12	31	4	31	4	-
20	100	75	56	27.7	27.2	16	22	40	42	4	1	-	4	15	M12	37	4	37	4	-
25	125	90	67	34.5	34.0	16	24	48	50	4	1	-	4	19	M16	44	4	44	4.5	-
32	135	100	76	43.2	42.7	18	26	56	60	5	2	-	4	19	M16	52	4	53	5	-
40	140	105	81	49.1	48.6	18	26	62	66	5	2	-	4	19	M16	58	4	59	5.5	-
50	155	120	96	61.1	60.5	18	26	76	80	5	2	-	8	19	M16	70	4	72	5.5	-
65	175	140	116	77.7	76.3	20	30	100	104	5	2	65.9	8	19	M16	94	6	-	-	6
80	200	160	132	90.0	89.1	22	34	113	117	6	2	78.1	8	23	M20	107	6	-	-	6
(90)	210	170	145	102.6	101.6	24	36	126	130	6	2	90.2	8	23	M20	120	6	-	-	6
100	225	185	160	115.4	114.3	24	36	138	142	6	2	102.3	8	23	M20	132	6	-	-	6
125	270	225	195	141.2	139.8	26	40	166	172	6	2	126.6	8	25	M22	160	7	-	-	6
150	305	260	230	166.6	165.2	28	42	196	202	6	2	151.0	12	25	M22	186	8	-	-	6
200	350	305	275	218.0	216.3	30	46	244	252	6	2	199.9	12	25	M22	237	9	-	-	6
250	430	380	345	269.5	267.4	34	52	304	312	6	2	248.8	12	27	M24	290	10	-	-	6
300	480	430	395	321.0	318.5	36	56	354	364	8	3	297.9	16	27	M24	345	11	-	-	6
350	540	480	440	358.1	355.6	40	62	398	408	8	3	333.4	16	33	M30X3	384	12	-	-	6
400	605	540	495	409.0	406.4	46	70	446	456	10	3	381.0	16	33	M30X3	437	13	-	-	7
450	675	605	560	460.0	457.2	48	78	504	514	10	3	431.8	20	33	M30X3	490	15	-	-	7
500	730	660	615	511.0	508.0	50	84	558	568	10	3	482.6	20	33	M30X3	544	16	-	-	7
(550)	795	720	670	562.0	558.8	52	90	612	622	10	3	533.4	20	39	M36X3	595	16	-	-	7
600	845	770	720	613.0	609.6	54	96	666	676	10	3	584.2	24	39	M36X3	646	18	-	-	7
*650	945	850	790	664	660.4	60				5			24	48	M45X3					
*700	995	900	840	715	711.2	64				5			24	48	M45X3					
*750	1080	970	900	766	762.0	68				5			24	56	M52X3					
*800	1140	1030	960	817	812.8	72				5			24	56	M52X3					
*850	1200	1090	1020	868	863.6	74				5			24	56	M52X3					
*900	1250	1140	1070	919	914.4	76				5			28	56	M52X3					

NOTE:

- Flanges of parenthesized nominal diameter (), not to be used unless otherwise noted by purchaser.
- "d" is an example of pipe thickness for schedule 40 for nominal diameter 400 and under, and for schedule 12.7 mm for 450 through 600 of KS B3562 and KS D3507 (JIS G3454, JIS G3456)